

Who are you?



Student Booklet

Name : _____

Group : _____



WHO ARE YOU?

In this learning situation you will learn about the
Holland Code.

You will have to write down your interests and name
those that generate little or no interest.

Overview

Introductory Activity:

Listen to a song and identify
the message



TASK 4: DESCRIBE

WHO ARE YOU

In light of your
personality type,
describe who you are



Task 1: *Fantastic Six*

Watch a video and
identify the *Six
Personality Types of the
Holland Code*



Task 2: *Kahoot It!*

Become an expert! In teams,
compete with your colleagues
to identify who is the Holland
code expert



TASK 3: *KNOW YOUR*

PERSONALITY TYPE WITH THE HOLLAND CODE

Find out your personality type





WHO ARE YOU?

INTRODUCTORY ACTIVITY

1. Listen to the song *Unwritten* by Natasha Bedingfield and fill in the blanks. You will hear the song 2 to 3 times
2. Go over the lyrics and think about the message the author is trying to say
3. With a partner, discuss what you think the message is.
4. Be prepare to share it with the class and explain why

Unwritten by Natasha Bedingfield

I am unwritten, can't _____ my mind, I'm undefined

I'm just beginning, the pen's in my _____, ending unplanned

Staring at the blank _____ before you

Open up the dirty window

Let the sun illuminate the words that you could not find

Reaching for something in the _____

So close you can almost taste it

_____ your inhibitions

Feel the rain on your skin

No one else can feel it for you

Only you can let it in

No one else, no one else

Can _____ the words on your lips

Drench yourself in words unspoken

Live your life with arms wide open


Today is where your _____ begins

The rest is still unwritten

Oh, oh, oh

I break tradition, sometimes my tries, are outside the _____

We've been conditioned to not make _____, but I can't live that way



Staring at the blank _____ before you
Open up the dirty window
Let the sun illuminate the words that you could not find
Reaching for something in the distance
So close you can almost taste it
_____ your inhibitions
Feel the rain on your skin
No one else can feel it for you
Only you can let it in
No one else, no one else
Can _____ the words on your lips
Drench yourself in words unspoken
Live your life with arms wide open
Today is where your _____ begins
Feel the rain on your skin
No one else can feel it for you
Only you can let it in
No one else, no one else
Can _____ the words on your lips
Drench yourself in words unspoken
Live your life with arms wide open
Today is where your _____ begins
The rest is still unwritten
Staring at the blank _____ before you
Open up the dirty window
Let the sun illuminate the words that you could not find
Reaching for something in the distance
So close you can almost taste it
_____ your inhibitions
Feel the rain on your skin
No one else can feel it for you

Only you can let it in
No one else, no one else
Can _____ the words on your lips
Drench yourself in words unspoken
Live your life with arms wide open
Today is where your _____ begins
Feel the rain on your skin
No one else can feel it for you
Only you can let it in
No one else, no one else
Can _____ the words on your lips
Drench yourself in words unspoken
Live your life with arms wide open
Today is where your _____ begins
The rest is still unwritten
The rest is still unwritten
The rest is still unwritten
Oh, yeah, yeah



WHO ARE YOU?

TASK 1: *FANTASTIC SIX*

1. Using the slip of paper that your teacher gave you, sit with other students who have the same coloured paper
2. Watch the video *Holland's Six Personality Types*.
3. After watching the video, associate your examples and keywords with the appropriate Holland's Personality Type.
4. Prepare to share with the class your personality type by using examples answer. You may use the examples written on your team's coloured slips of paper.

The personality type is: _____

Explain you answer :



WHO ARE YOU?

TASK 2: KAHOOT IT!

Now that you know more about the Holland Code, Become an expert! In teams, compete with your colleagues to identify which team is the Holland code expert

1. Using one computer, one device or one iPad per team, go to *kahoot.it*.
2. Enter the PIN Number given by your teacher.
3. Fill in the required information on the website and answer the questions. Be prepared, it is a competition!!



WHO ARE YOU?

Task 3: *Interests, Non-Interests*

Now that you know more about the six personality types of the Holland code, find out yours!

1. With you teacher and the rest of the class, brainstorm on vocabulary related to interests.
2. Complete the document entitled *Know Your Personality Type with the Holland Code*, given by your teacher.
3. When you are done, identify your highest and your second highest Personality Types.









WHO ARE YOU?

TASK 4: *DESCRIBE YOUR SELF*





Now that you identified you personality type,

1. Choose the picture associated with your personality type.
2. Explain why with real life situations.

Realistic	Investigator	Artistic	Social	Entrepreneur	Conventional
					

Auto réflexion

1. Dans cette situation d'apprentissage en anglais, tu as eu l'occasion de faire des apprentissages en orientation, plus précisément en lien avec les six types de personnalité de Holland. En effet, pour mieux identifier tes intérêts, tu as utilisé la stratégie « develop ». En décrivant tes intérêts, tu as été en mesure de te reconnaître dans l'une des typologies de Holland. Par conséquent, tu devrais être en mesure de mieux te connaître maintenant.
2. Passe maintenant à ton auto-évaluation concernant tes apprentissages en orientation.
3. Fais un crochet dans la case qui représente le mieux tes apprentissages :

Mon auto-évaluation	++ 	+ 	- 	-- 
1- J'ai appris à utiliser la stratégie « develop ».				
2- Je connais mieux mes intérêts.				